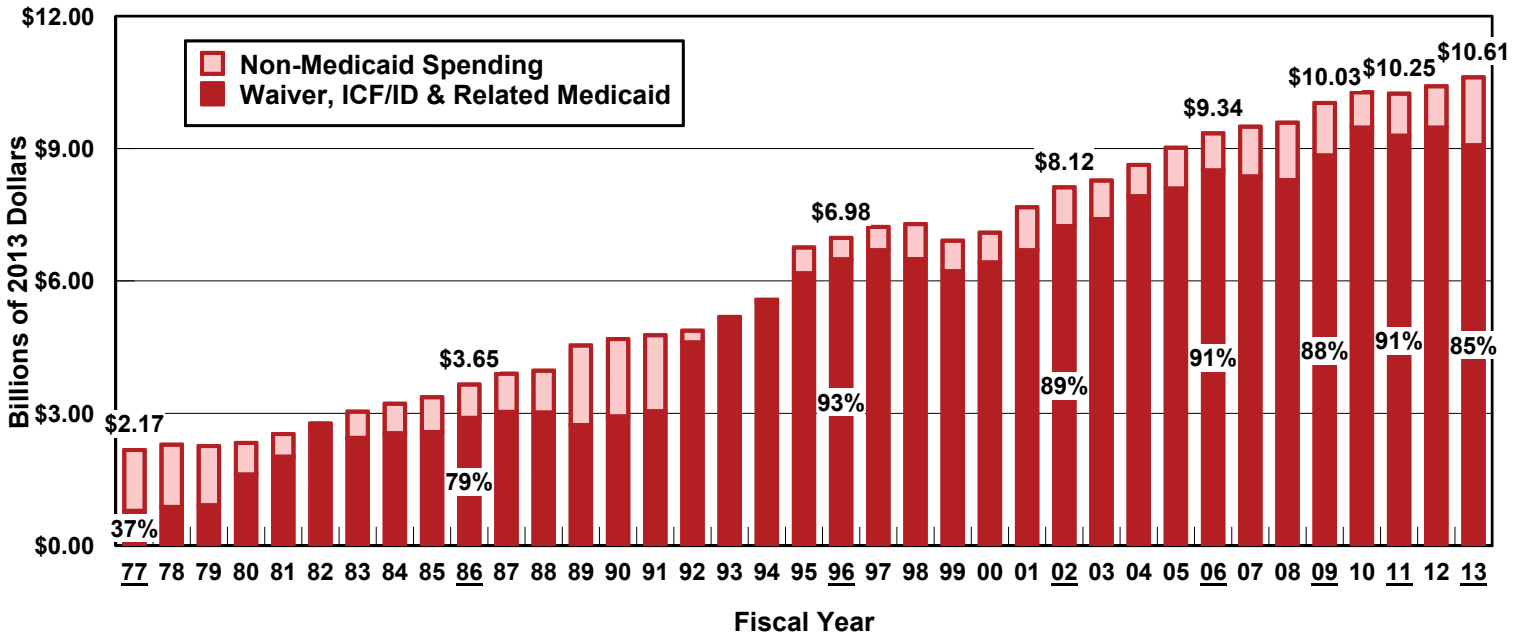
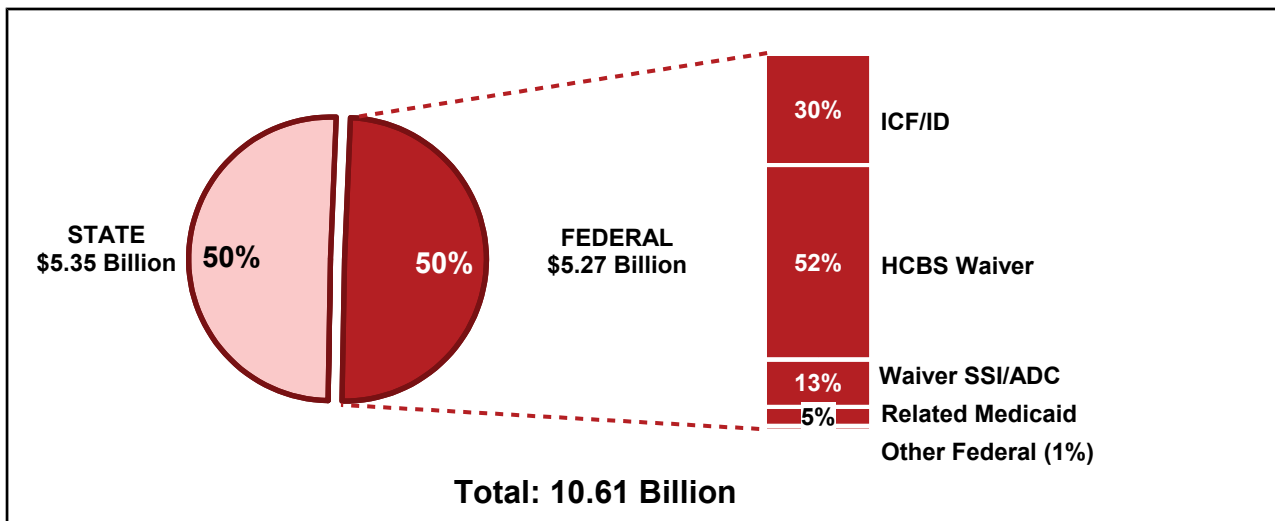


# NEW YORK

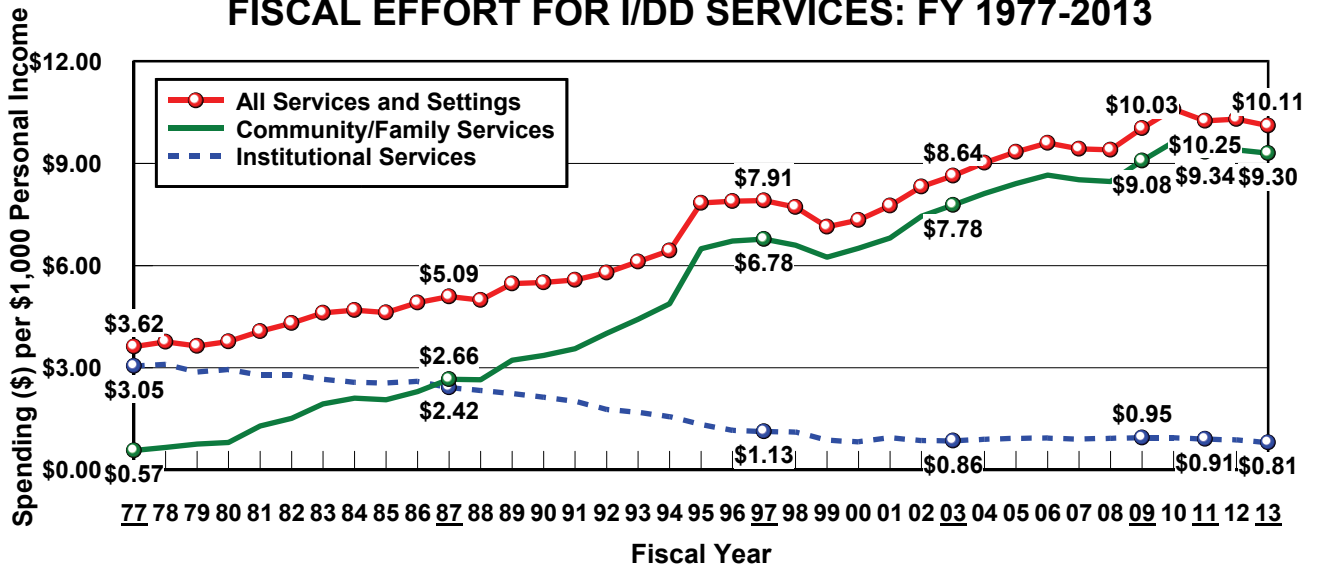
## TOTAL PUBLIC I/DD SPENDING FOR SERVICES: FY 1977-2013



## PUBLIC I/DD SPENDING BY REVENUE SOURCE: FY 2013



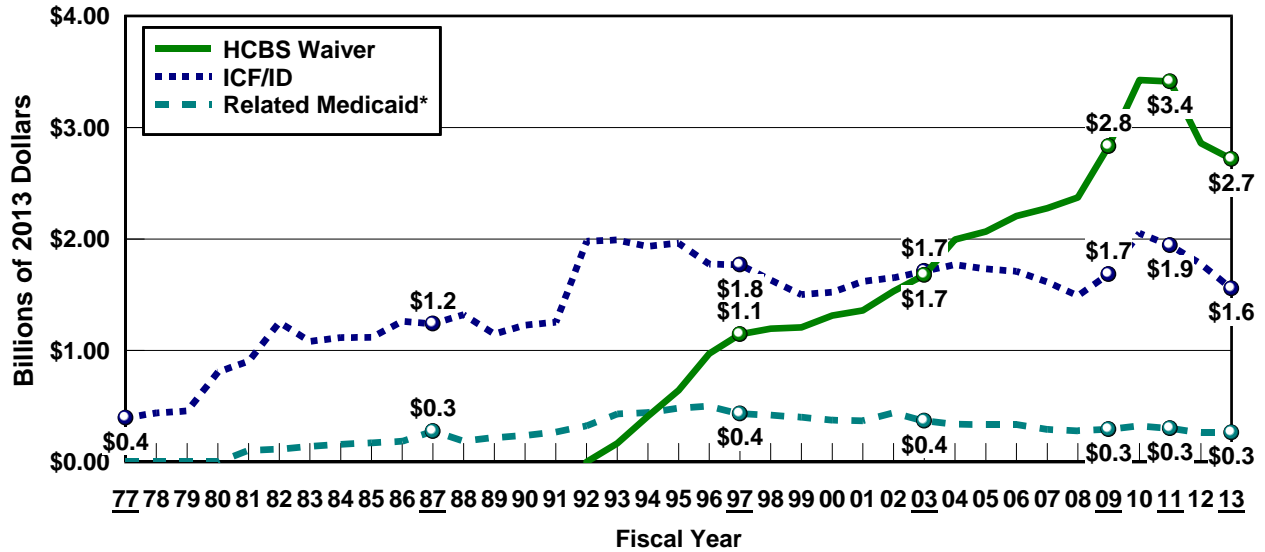
## FISCAL EFFORT FOR I/DD SERVICES: FY 1977-2013



Source: Braddock et al., Coleman Institute and Department of Psychiatry, University of Colorado, 2014.

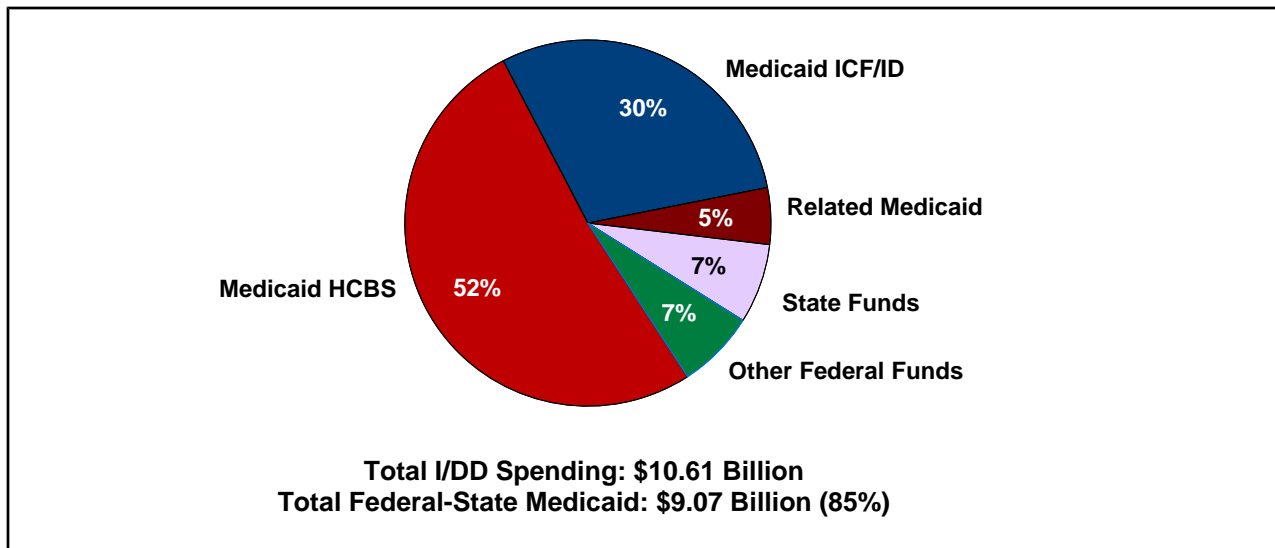
# NEW YORK

## FEDERAL I/DD MEDICAID SPENDING BY REVENUE SOURCE

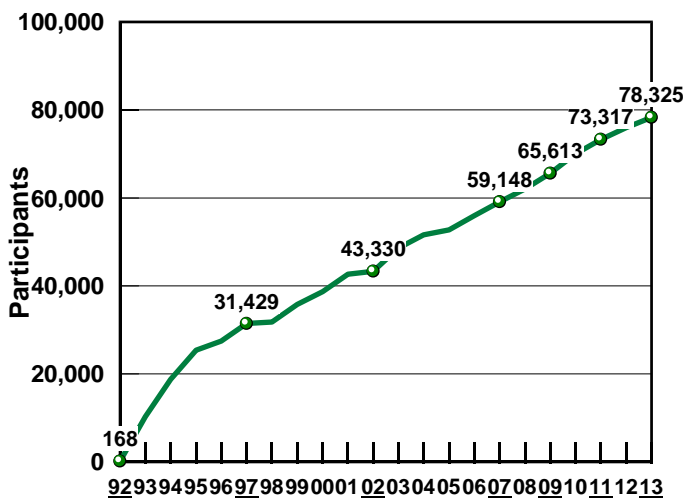


\*In 2013, "Related Medicaid" was clinic rehabilitation (1.1 million), targeted case management (\$106.5 million), personal assistance (92.6 million) and administration (\$64.1 million).

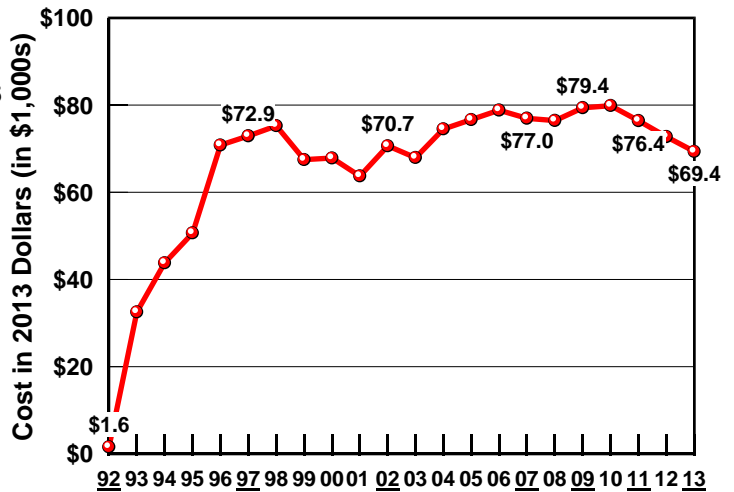
## FEDERAL-STATE MEDICAID AS A PERCENTAGE OF TOTAL I/DD SPENDING IN FY 2013



### HCBS WAIVER PARTICIPANTS

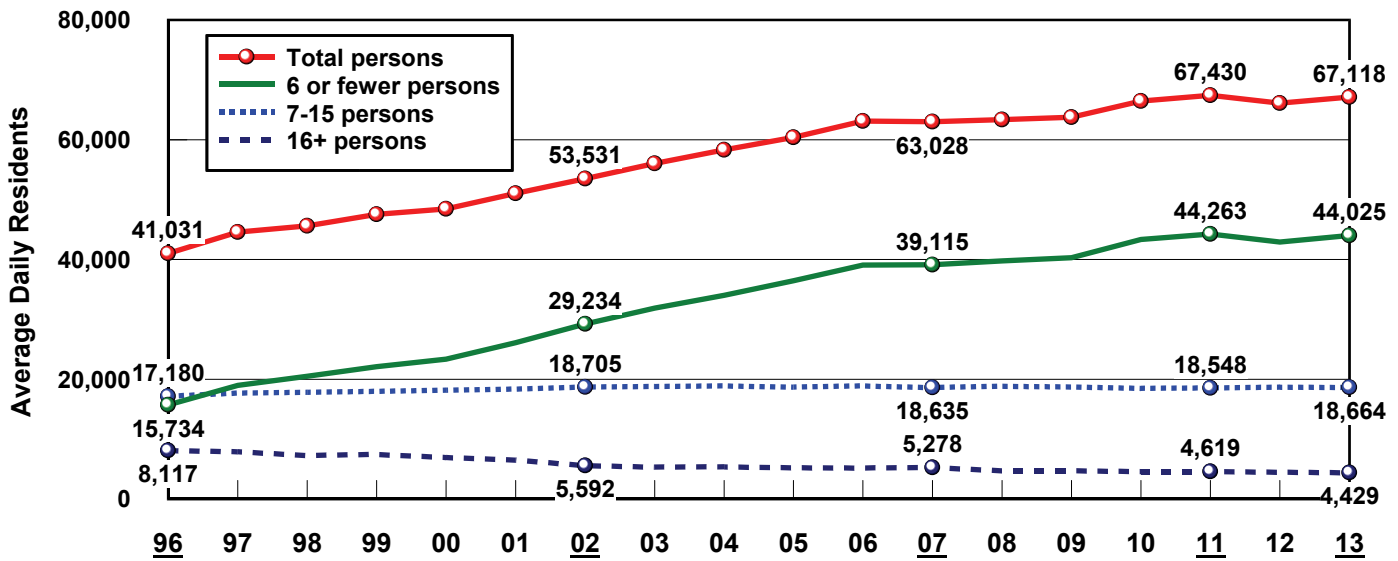


### ADJUSTED WAIVER COST PER PARTICIPANT



Source: Braddock et al., Coleman Institute and Department of Psychiatry, University of Colorado, 2014.

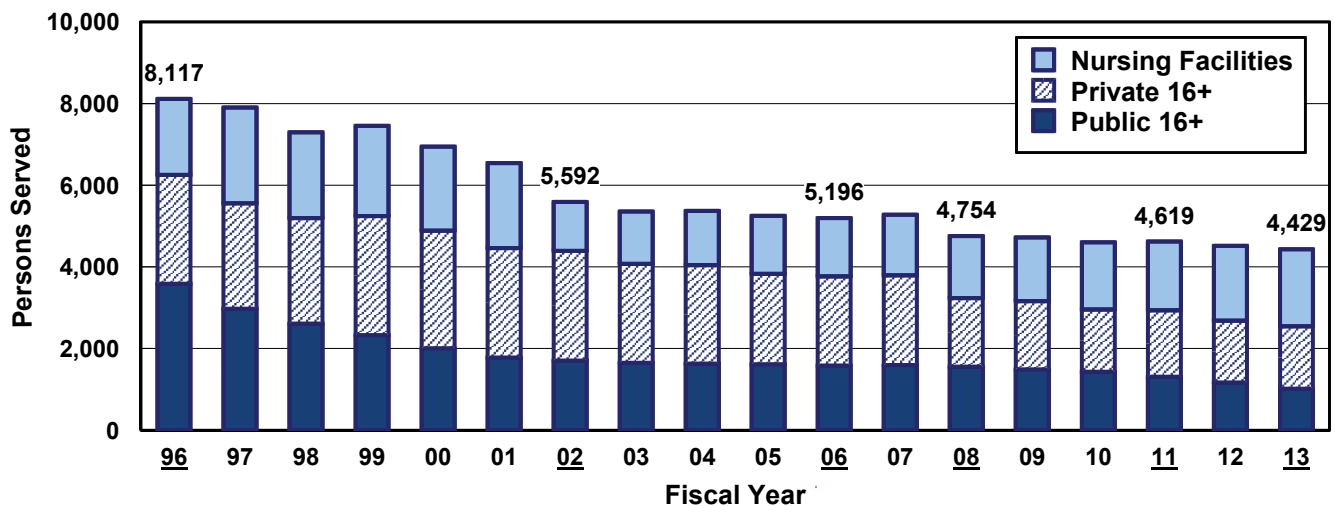
## PERSONS WITH I/DD BY SIZE OF SETTING: FY 1996-2013



## PERSONS SERVED BY SETTING: FY 1998-2013

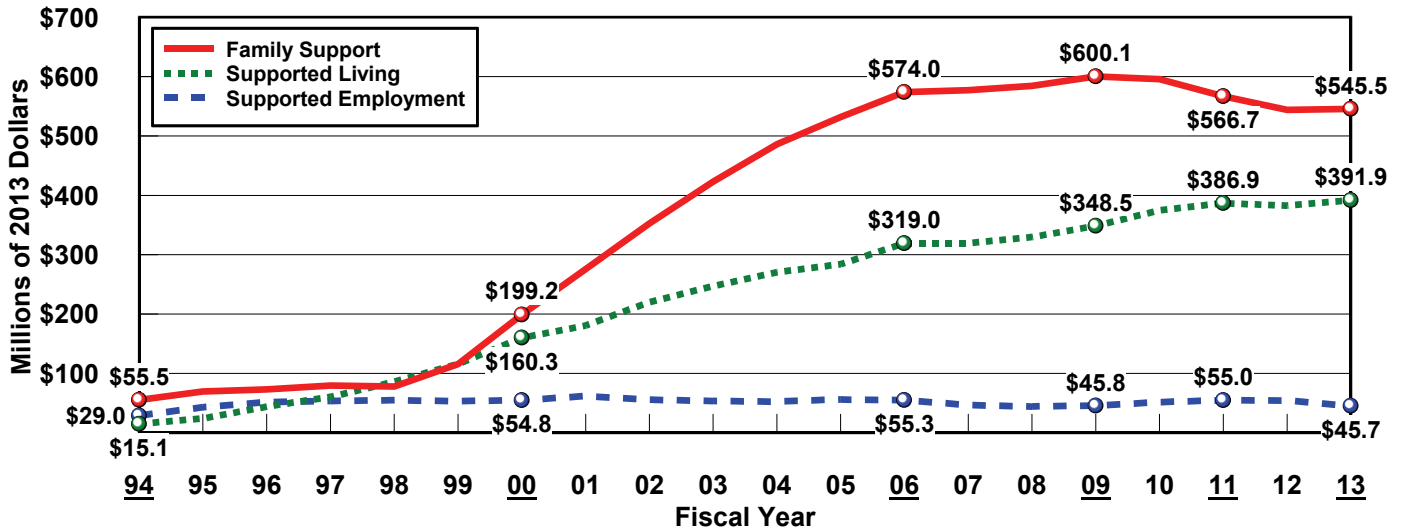
	1998	1999	2000	2001	2002	2003	2004	2005	2006	2007	2008	2009	2010	2011	2012	2013
<b>TOTAL</b>	<b>45,621</b>	<b>47,568</b>	<b>48,478</b>	<b>51,043</b>	<b>53,531</b>	<b>56,032</b>	<b>58,308</b>	<b>60,403</b>	<b>63,147</b>	<b>63,028</b>	<b>63,364</b>	<b>63,770</b>	<b>66,458</b>	<b>67,430</b>	<b>66,126</b>	<b>67,118</b>
<b>16+ PERSONS</b>	<b>7,298</b>	<b>7,457</b>	<b>6,947</b>	<b>6,543</b>	<b>5,592</b>	<b>5,356</b>	<b>5,375</b>	<b>5,253</b>	<b>5,196</b>	<b>5,278</b>	<b>4,754</b>	<b>4,721</b>	<b>4,601</b>	<b>4,619</b>	<b>4,516</b>	<b>4,429</b>
Nursing Facilities	2,101	2,211	2,059	2,083	1,202	1,280	1,334	1,425	1,430	1,483	1,517	1,560	1,643	1,680	1,831	1,883
State Institutions	2,613	2,331	2,009	1,784	1,708	1,651	1,634	1,616	1,586	1,596	1,558	1,492	1,434	1,313	1,169	1,015
Private ICF/ID	1,643	1,944	1,923	1,889	1,776	1,775	1,757	1,609	1,609	1,588	1,020	1,010	945	967	965	952
Other Residential	941	971	956	787	906	650	650	603	571	611	659	659	579	659	551	579
<b>7-15 PERSONS</b>	<b>17,813</b>	<b>17,990</b>	<b>18,168</b>	<b>18,385</b>	<b>18,705</b>	<b>18,790</b>	<b>18,903</b>	<b>18,707</b>	<b>18,903</b>	<b>18,635</b>	<b>18,844</b>	<b>18,721</b>	<b>18,511</b>	<b>18,548</b>	<b>18,686</b>	<b>18,664</b>
Public ICF/ID	79	77	76	76	60	36	36	50	68	75	66	65	51	43	50	59
Private ICF/ID	6,387	6,046	6,047	6,024	5,883	5,812	5,468	4,639	4,643	4,248	4,328	4,219	4,111	4,156	4,148	4,158
Other Residential	11,347	11,867	12,045	12,285	12,762	12,942	13,399	14,018	14,192	14,312	14,450	14,437	14,349	14,349	14,488	14,447
<b>&lt;6 PERSONS</b>	<b>20,510</b>	<b>22,121</b>	<b>23,363</b>	<b>26,115</b>	<b>29,234</b>	<b>31,886</b>	<b>34,030</b>	<b>36,443</b>	<b>39,048</b>	<b>39,115</b>	<b>39,766</b>	<b>40,328</b>	<b>43,346</b>	<b>44,263</b>	<b>42,924</b>	<b>44,025</b>
Public ICF/ID	45	45	45	45	34	34	34	33	37	31	31	31	35	31	29	34
Private ICF/ID	538	323	319	326	318	315	311	249	279	293	317	312	385	435	445	454
Supported Living	8,431	9,565	10,291	12,235	14,675	16,967	18,913	20,995	23,272	23,034	23,278	23,959	26,264	27,020	26,195	26,955
Other Residential	11,496	12,188	12,708	13,509	14,207	14,570	14,772	15,166	15,460	15,757	16,140	16,026	16,662	16,777	16,255	16,582

## PERSONS IN PUBLIC AND PRIVATE 16+ INSTITUTIONS: FY 1996-2013

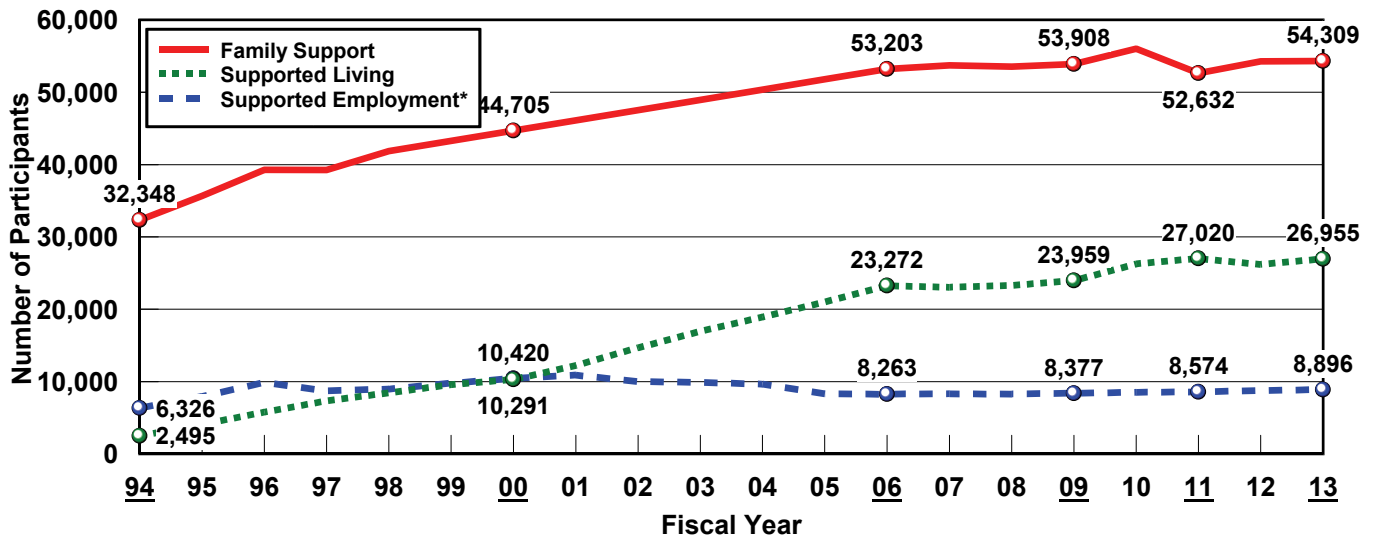


# INDIVIDUAL AND FAMILY SUPPORT

## SPENDING: FY 1994-2013

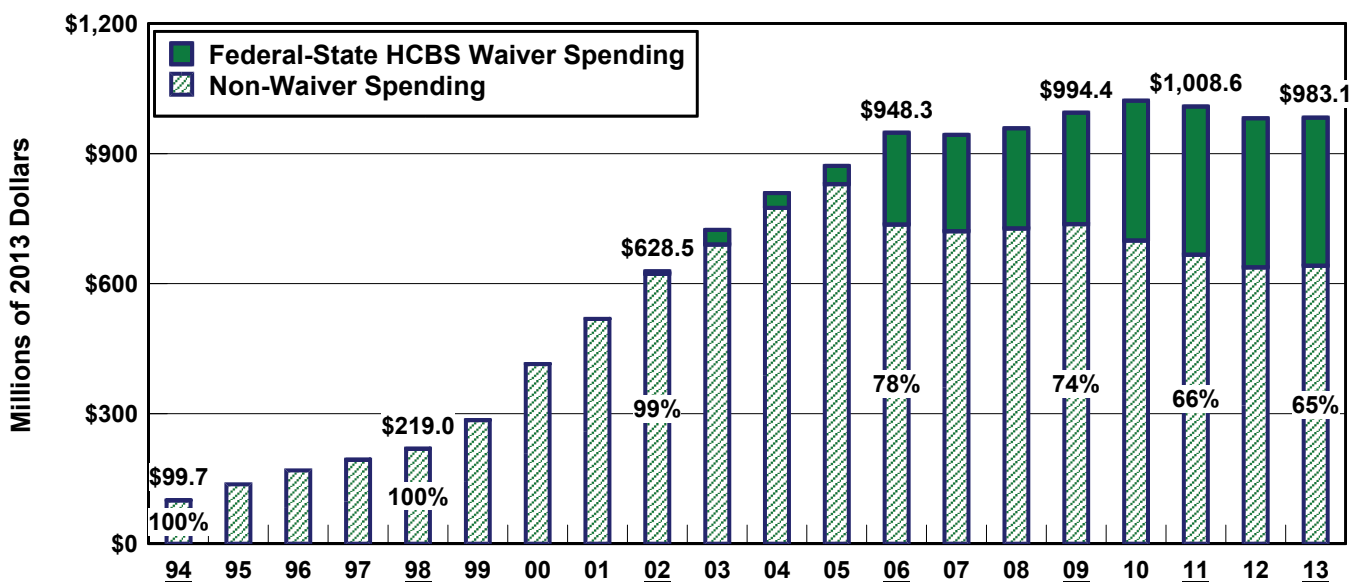


## PARTICIPANTS: FY 1994-2013



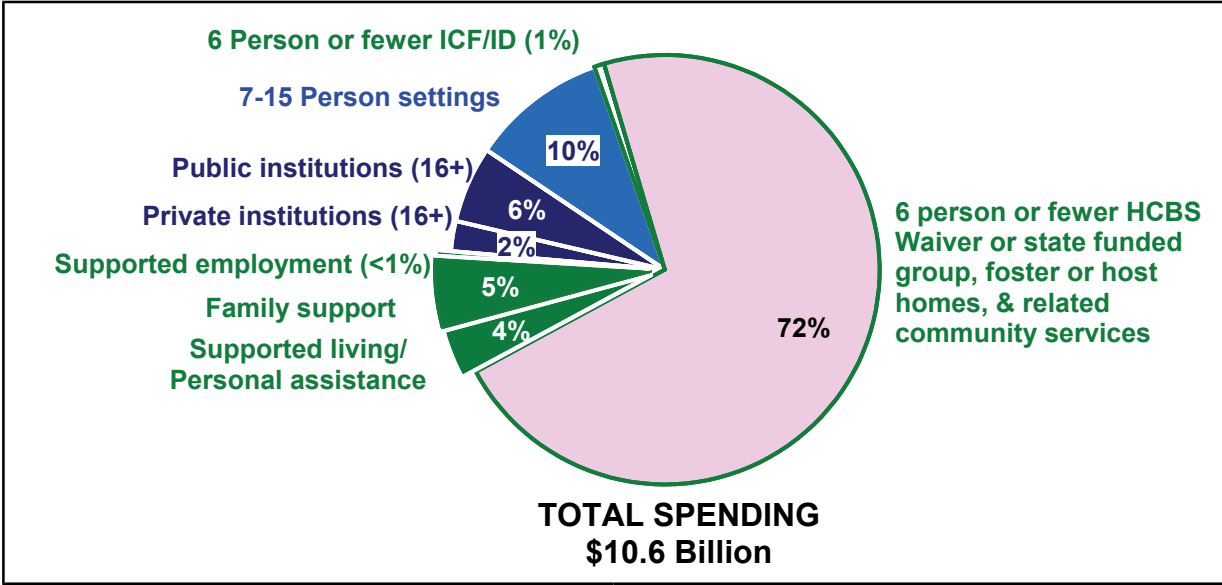
\*Does not include 495 follow-along work support workers in 2012, and 566 workers in 2013.

## SUPPORTED LIVING, FAMILY SUPPORT AND SUPPORTED EMPLOYMENT SPENDING: FY 1994-2013

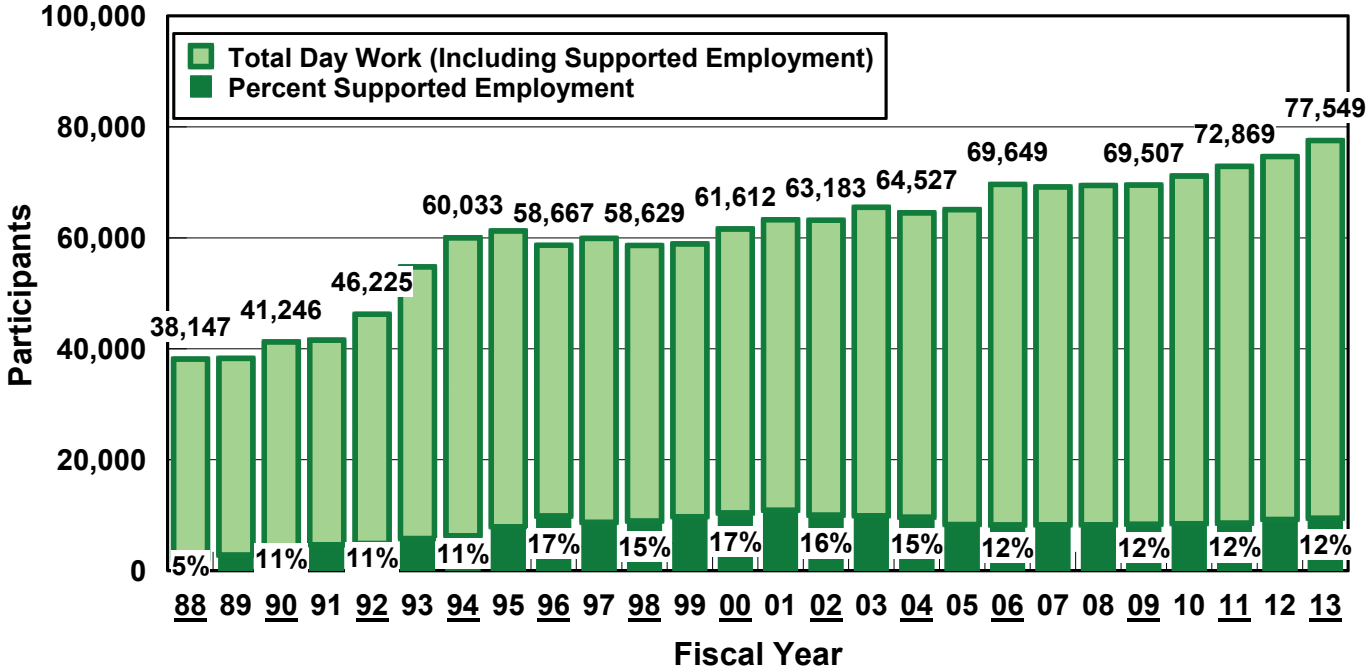


Source: Braddock et al., Coleman Institute and Department of Psychiatry, University of Colorado, 2014.

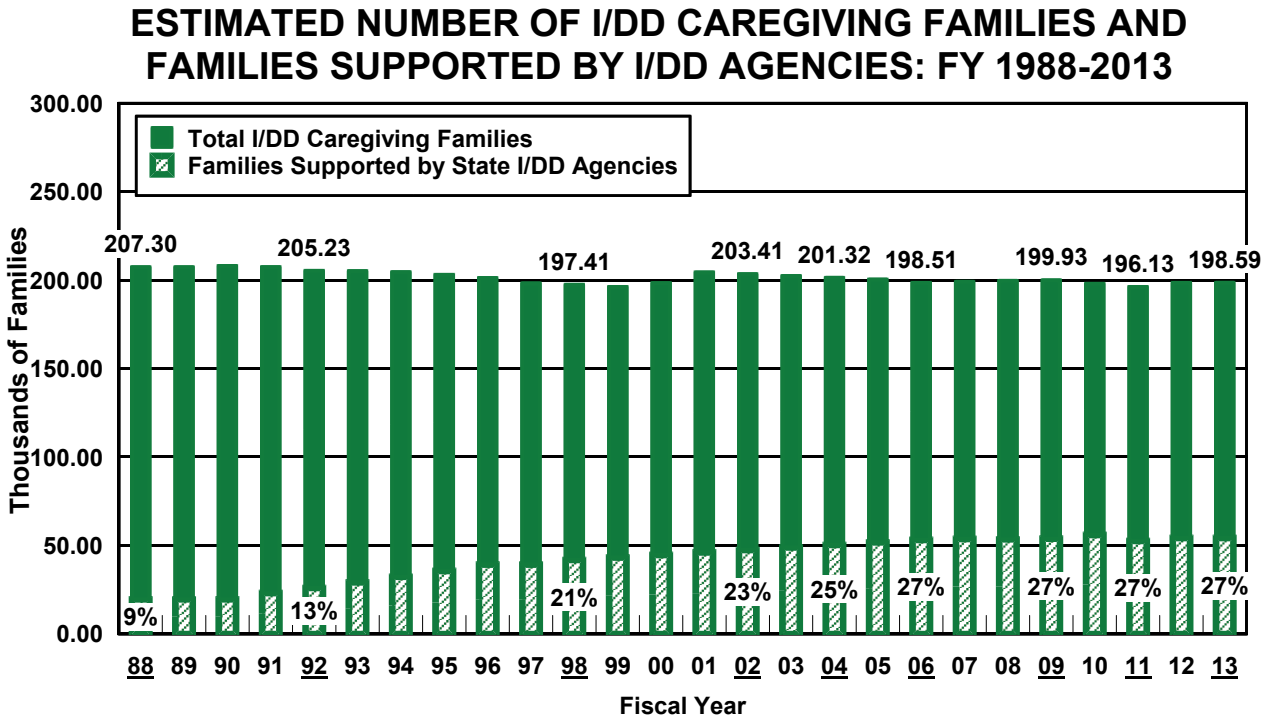
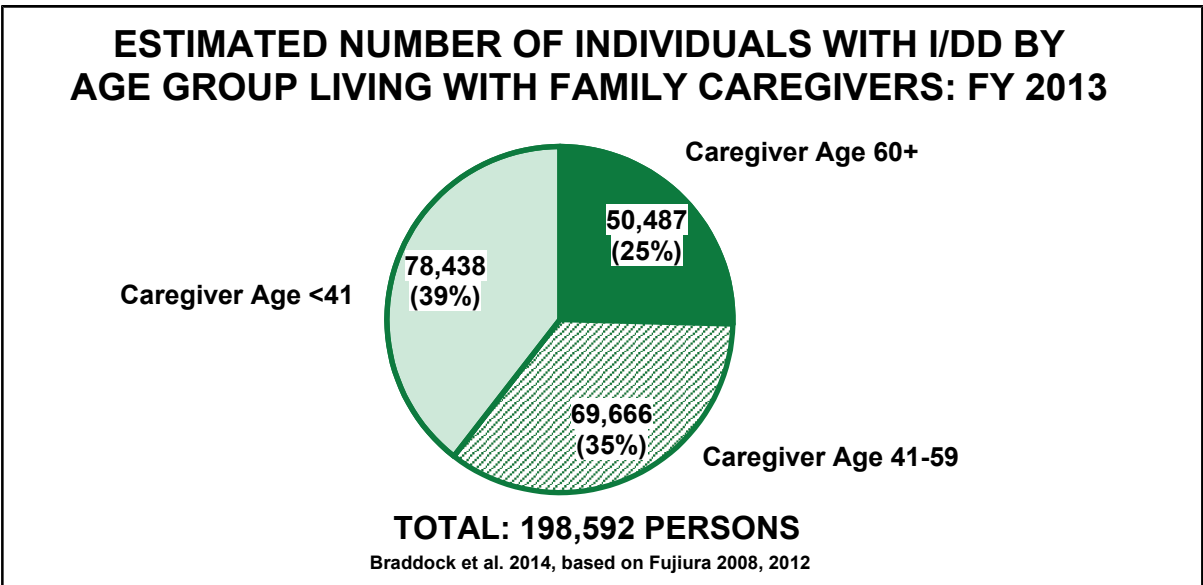
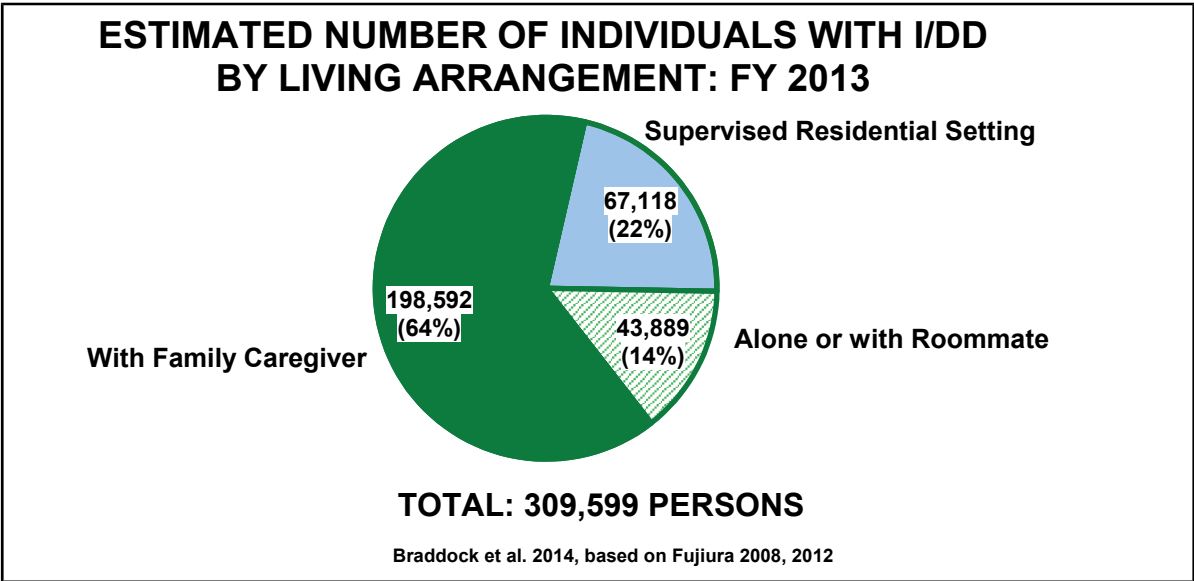
**SUPPORTED LIVING, FAMILY SUPPORT, AND SUPPORTED EMPLOYMENT AS A PERCENTAGE OF TOTAL SPENDING: FY 2013**



**TOTAL DAY/WORK AND SUPPORTED EMPLOYMENT PARTICIPANTS : FY 1988-2013**



Source: Braddock et al., Coleman Institute and Department of Psychiatry, University of Colorado, 2014. <http://stateofthestates.org>



6 Source: Braddock et al., Coleman Institute and Department of Psychiatry, University of Colorado, 2014. <http://stateofthestates.org>